




# 2024

**BUILDING STONE**  
Product Information Guide





## ★ The Semco Promise ★

Semco Stone owns and operates our own quarries. We pride ourselves in providing a natural and quality product. Our diverse building stone collection has some of the most unique products you will find. The beauty of our products is they are made from natural stone, therefore variations should and can be expected. Even though colors in this brochure are as close to the actual stone as possible, photographic and printing techniques – and even actual viewing conditions – can alter perception of color.

Selections should be made from actual samples whenever possible, but even samples can vary from the delivered product simply because the beauty of natural stone is that each piece is unique. Semco Stone does the best we can to maintain consistent colors and textures. Communication is key with masons, contractors and your sales representative so that Semco can do our best to provide exactly what you need to complete your dream project.

As the largest distributor of natural stone products in the Midwest, at Semco Stone, we have earned our reputation through consistent products, advancements in technology, and quality and service that exceed industry standards, laying a solid groundwork for your success. We operate to ensure lasting satisfaction and something our customers can enjoy for years to come.


**"People don't buy what you do; they buy why you do it. And what you do simply proves what you believe."**





# BUILDING STONE 2024

Prefix	Terms & Policies
Section 1	Random Height
Section 2	Tumbled Random Height
Section 3	Dimensional
Section 4	Tumbled Dimensional
Section 5	Ledge
Section 5	Webwall
	NATURAL STONE ACCENTS
Section 6	Slabs
Section 6	Natural Stone Sills
Section 6	Caps
Section 7	MAC Metals
Section 8	Orders Ready, Over 30 Days
Section 9	Glossary



# TABLE OF CONTENTS



- Discrepancies/damage must be reported within 5 business days of delivery.
- Special order or non-stock material - 50% non-refundable deposit prior to material being fabricated - NO RETURNS.
- Please call for Freight rate.
- Please Note: Additional freight charge on specified products as noted on price sheet.
- Products can be mixed to obtain full load price discounts.
- Pallet covers \$2.00 each.
- Terms: Net 30 days on approved credit. Service charges accrue at the rate of 1.5% per month (18% APR) on all invoices not paid by due date. Accounts 60 days or more past due are subject to COD only terms and/or suspension of delivery.
- Accepted Payment Options: Cash, check, money order, American Express / Discover / MasterCard Visa, or Check by Fax (please call for more details).
- Restocking Fee: 20% restocking fee plus freight on all returned items. No returns after 30 days. No partial pallets accepted.
- Products shipped in full pallet quantities. Partial pallet charge Full Veneer \$50. Partial pallet charge T/V \$30.00.
- Jobsite delivery charge of \$60.00 includes 1 hour for forklift & driver, each additional 1/2 hour is \$60.00.
- Prices are subject to change without notice.
- Load Changes: Cut off at 2:00 p.m. the day before shipment.
- Stone products are a natural product and subject to the natural variances in color, size and quantity.
- Accounts without copies of proper tax exemption certificates on file will be assessed applicable taxes.
- Prices do not include templates, patterns or engineering unless otherwise indicated.
- No discounts on trucking or palletizing.
- Due to the fluctuations of fuel prices, loads are subject to fuel surcharges.

Semco Building Stone and Landscape Stone are natural stone products. Semco uses state-of-the-art technology to extract the stone in its natural state as safely as possible. However, products may contain cracks, pits, or other imperfections as a result of the quarrying process. The beauty of natural stone products resides in its unique characteristics; as a result, color, texture, size and bed-face variations will occur and may vary from samples provided to the customer and from shipment to shipment. Photographs, print material and items viewed on the Internet may be, in some measure, different from the stone you actually receive. All products are provided to you "AS IS" without warranty of any kind.



Full Veneer & ThinCut sq.ft. coverage is based on a standard 1/2" mortar joint.


Full Veneer  
Apx. 40 sq.ft./ton

TC Bulk Flats  
100 sq.ft./plt

TC Boxed Flats  
8 sq.ft./box (24 boxes/plt)

TC Bulk Corners  
80 ln.ft./plt


TC Boxed Corners  
8 ln.ft./box (20 boxes/plt)



Depending on the lay of the stone, **RANDOM HEIGHT VENEER** can be elegant or rustic and unrefined. Our Random Height veneer is snapped stone with heights created by the natural horizontal layering in the quarry formed millions of years ago. Some pieces may contain 1 sawn edge. Semco also offers **ThinCut™ Natural Stone Veneer**. ThinCut™ is available in depths that average approximately 1" thick and is only 1/4 the weight of full veneer (approximately 13 lbs. per sq.ft.), which allows this veneer to be installed where full veneer cannot be used or is too difficult to install.




The rounded edges and irregular shapes of **TUMBLED RANDOM HEIGHT** veneer give it extraordinary design flexibility. The shape of this cut comes from naturally formed horizontal layers of stone within our quarry that have been snapped in a variety of lengths and then tumbled to create a soft, old world or aged appearance. Some pieces may contain 1 sawn edge. Semco also offers **ThinCut™ Natural Stone Veneer**. ThinCut™ is available in depths that average approximately 1" thick and is only 1/4 the weight of full veneer (approximately 13 lbs. per sq.ft.), which allows this veneer to be installed where full veneer cannot be used or is too difficult to install.



**DIMENSIONAL** veneer is created by sawing the stone to specified heights, usually 2 1/4", 5", 7 3/4" and Jumper 10 1/2". **Semco's Dimensional height percentages are approximately; 18% = 2 1/4", 44% = 5", 38% = 7 3/4" (unless otherwise noted)**. The stone can be laid in a random pattern. As the mason works the stone, it fits together similar to a puzzle creating clean lines and a uniform appearance. Semco also offers **ThinCut™ Natural Stone Veneer**. ThinCut™ is available in depths that average approximately 1" thick and is only 1/4 the weight of full veneer (approximately 13 lbs. per sq.ft.), which allows this veneer to be installed where full veneer cannot be used or is too difficult to install.



The old world appearance of **TUMBLED DIMENSIONAL** veneer is created when quarried stone is sawn to specified heights, usually 2 1/4", 5", 7 3/4" and Jumper 10 1/2" then snapped at random lengths. **Semco's Tumbled Dimensional height percentages are approximately; 18% = 2 1/4", 44% = 5", 38% = 7 3/4" (unless otherwise noted)**. Snapped once more to the correct depth, the Dimensional Stone is then tumbled, which smoothes the sharp edges and gives the impression the stone is aged. Semco also offers **ThinCut™ Natural Stone Veneer**. ThinCut™ is available in depths that average approximately 1" thick and is only 1/4 the weight of full veneer (approximately 13 lbs. per sq.ft.), which allows this veneer to be installed where full veneer cannot be used or is too difficult to install.



Whether laid horizontal or vertical, the long and narrow **LEDGE ThinCut™ VENEER** is a sought after element in contemporary residential and commercial design. Ledge ThinCut™ Veneer is available in depths that average approximately 1" thick and is only 1/4 the weight of full veneer (approximately 13 lbs. per sq.ft.), which allows this veneer to be installed where full veneer cannot be used or is too difficult to install.



Like the mosaics of ancient Rome, **WEBWALL** is a pattern of different stones that fit together as orderly as the mason or home owner desires. This application is perfect for interior fireplaces or exterior applications and complementary to any rustic, classic or contemporary design. Semco also offers **ThinCut™ Natural Stone Veneer**. ThinCut™ is available in depths that average approximately 1" thick, (up to 1 3/4"), and is only 1/4 the weight of full veneer (approximately 13 lbs. per sq.ft.), which allows this veneer to be installed where full veneer cannot be used or is too difficult to install.

For more information on Semco's ThinCut™ Natural Stone Veneer contact your Semco Sales Representative.

## Semco Stone 2024

Item#		Price
<b>M415</b>	<b>Black Hills Rustic Full Veneer</b>	/ton
	50% Bed-face, 50% Split- face. Heights: 3in. - 8in. Lengths: 6in. - 24in. Random. Color: Light brown, tan, dark brown some rust	
<b>M415-TVC</b>	<b>Black Hills Rustic T/V Corners</b>	/lf
<b>M415-TV</b>	<b>Black Hills Rustic T/V Flats</b>	/sf
<b>M100</b>	<b>Blue River Full Veneer</b>	/ton
	100% Split-face. Heights: 2 - 8. Lengths: Random up to 24. Color: Gray with some variegation	
<b>M100-TVC</b>	<b>Blue River T/V Corners</b>	/lf
<b>M100-TV</b>	<b>Blue River T/V Flats</b>	/sf
<b>M100V</b>	<b>Blue River Variegated Full Veneer (While Supplies Last)</b>	/ton
	100% Split-face. Heights: 2 - 8. Lengths: Random up to 24. Color: Gray with variegation	
<b>M100V-TVC</b>	<b>Blue River Variegated T/V Corners</b>	/lf
<b>M100V-TV</b>	<b>Blue River Variegated T/V Flats</b>	/sf
<b>M147</b>	<b>Brentwood Full Veneer</b>	/ton
	100% Split-face. Heights: 4in. - 10in. Lengths: Random. Color: Range of chocolate to light brown, buff & gray. Some pieces have a beautiful texture resembling wood rings on a tree	
<b>M147-TVC</b>	<b>Brentwood T/V Corners</b>	/lf
<b>M147-TV</b>	<b>Brentwood T/V Flats</b>	/sf
<b>M117-TV</b>	<b>Bristol Bay ThinCut</b>	
	100% Split-face. Heights: 2in. - 8in. Lengths: Random up to 18in. Color: Range of browns with some white, rust & gray colors	
<b>M117-TVC</b>	<b>Bristol Bay T/V Corners (102 lf)</b>	/lf
<b>M117-TV</b>	<b>Bristol Bay T/V Flats (156 sf)</b>	/sf
<b>M124</b>	<b>Brookhaven Full Veneer</b>	/ton
	100% Split-face. Heights: 2in. - 8in. Lengths: Random up to 24in. Color: Light to dark blue/gray with some buff variegation	
<b>M124-TVC</b>	<b>Brookhaven T/V Corners</b>	/lf
<b>M124-TV</b>	<b>Brookhaven T/V Flats</b>	/sf
<b>M156</b>	<b>Chateau Bay Full Veneer (Call for Availability)</b>	/ton
	50% Blue River, 50% Brookhaven. 100% Split-face. Heights: 2in. - 8in. Lengths: Random up to 24in. Blue River Color: Gray may have some buff variegation. Brookhaven Color: Light to dark blue/gray with some buff variegation	
<b>M156-TVC</b>	<b>Chateau Bay T/V Corners</b>	/lf
<b>M156-TV</b>	<b>Chateau Bay T/V Flats</b>	/sf
<b>M148</b>	<b>Chestnut Hill Castlerock Full Veneer</b>	/ton
	100% Bed-face. Heights: 4in. - 10.5in. Lengths: Squares & Rectangles Random. Color: Light brown, tan, dark brown some rust	
<b>M148-TVC</b>	<b>Chestnut Hill Castlerock T/V Corners</b>	/lf
<b>M148-TV</b>	<b>Chestnut Hill Castlerock T/V Flats</b>	/sf
<b>M131</b>	<b>Chopped Fieldstone Full Veneer</b>	/ton
	50% Weathered Bed-face, 50% Split-face. Heights: 2in. - 6in. Unfinished ends. Lengths: 4in. to 12in. Random. Color: Range of browns with some whites & reds	

## Semco Stone 2024

Item#		Price
<b>M176</b>	<b>Deer Haven Full Veneer</b> 100% Bed-face. Heights: 3in. - 6in. Lengths: Random. Color: Light tan to dark brown with some gray	/ton
<b>M176-TVC</b>	<b>Deer Haven T/V Corners</b>	/lf
<b>M176-TV</b>	<b>Deer Haven T/V Flats</b>	/sf
<b>M149</b>	<b>Dove Gray Full Veneer</b> 100% Split Face Squares and Rectangles. Heights: 4 - 10. Lengths: Squares & Rectangles Random. Color: Light Gray with some yellow bedface	/ton
<b>M149-TVC</b>	<b>Dove Gray T/V Corners</b>	/lf
<b>M149-TV</b>	<b>Dove Gray T/V Flats</b>	/sf
<b>M104B</b>	<b>Fond Du Lac Buff Full Veneer</b> 100% Split-face. Heights: 4in. - 9in. Lengths: 12in. - 24in. Color: Buff	/ton
<b>M104B-TVC</b>	<b>Fond Du Lac Buff T/V Corners</b>	/lf
<b>M104B-TV</b>	<b>Fond Du Lac Buff T/V Flats</b>	/sf
<b>M104</b>	<b>Fond Du Lac Gray Full Veneer</b> 100% Split-face. Heights: 2in. - 9in. Lengths: 12in. - 36in. Color: Gray	/ton
<b>M104-TVC</b>	<b>Fond Du Lac Gray T/V Corners</b>	/lf
<b>M104-TV</b>	<b>Fond Du Lac Gray T/V Flats</b>	/sf
<b>M118</b>	<b>Hillsdale Full Veneer (Call for Availability)</b> 100% Split-face, Tumbled Squares & Rectangles. Heights: 4in. - 10in. Lengths: Random. Color: Range of grays with some brown, tan & rust colors	/ton
<b>M118-TVC</b>	<b>Hillsdale T/V Corners (102 lf)</b>	/lf
<b>M118-TV</b>	<b>Hillsdale T/V Flats (156 sf)</b>	/sf
<b>M115</b>	<b>Lanebrook Brown Full Veneer (Call for Availability)</b> 100% Split-face. Heights: 2in. - 10in. Lengths: Random up to 24in. Color: Tan with dark brown veining	/ton
<b>M115-TVC</b>	<b>Lanebrook Brown T/V Corners (102 lf)</b>	/lf
<b>M115-TV</b>	<b>Lanebrook Brown T/V Flats (156 sf)</b>	/sf
<b>M116</b>	<b>Lanebrook Grey Full Veneer (Call for Availability)</b> 100% Split-face. Heights: 2in. - 8in. Lengths: Random up to 24in. Color: Medium to light gray with gray veins	/ton
<b>M116-TVC</b>	<b>Lanebrook Grey T/V Corners (102 lf)</b>	/lf
<b>M116-TV</b>	<b>Lanebrook Grey T/V Flats (156 sf)</b>	/sf
<b>M113</b>	<b>Legacy Falls Castlerock Full Veneer (Call for Availability)</b> 85% Weathered Face, 15% Split-face. Heights: 4in. - 10in. Lengths: Squares & Rectangles Random up to 18in. Colors: Range of browns & grays with some moss & lichens	/ton
<b>M113-TVC</b>	<b>Legacy Falls Castlerock T/V Corners (102 lf)</b>	/lf
<b>M113-TV</b>	<b>Legacy Falls Castlerock T/V Flats (156 sf)</b>	/sf
<b>M112</b>	<b>Legacy Falls Premium Blend Full Veneer (Call for Availability)</b> 50% Natural beds, 50% Split-face. Heights: 2in. - 6in. Lengths: Random up to 18in. Color: Range of browns with some white & reds	/ton
<b>M112-TVC</b>	<b>Legacy Falls Premium Blend T/V Corners (102 lf)</b>	/lf
<b>M112-TV</b>	<b>Legacy Falls Premium Blend T/V Flats (156 sf)</b>	/sf

## Semco Stone 2024

Item#		Price
<b>M110</b>	<b>Legacy Falls Split-Face Full Veneer (Call for Availability)</b> 100% Split-face. Heights: 2in. - 6in. Lengths: Random up to 18in. Color: Range of browns with some white & reds	/ton
<b>M110-TVC</b>	<b>Legacy Falls Split-Face T/V Corners (102 lf)</b>	/lf
<b>M110-TV</b>	<b>Legacy Falls Split-Face T/V Flats (156 sf)</b>	/sf
<b>M111</b>	<b>Legacy Falls Weathered Full Veneer (Call for Availability)</b> 100% Weathered Edge. Heights: 2in. - 6in. Lengths: Random up to 18in. Color: Earth tones with some moss & lichens	/ton
<b>M111-TVC</b>	<b>Legacy Falls Weathered T/V Corners (102 lf)</b>	/lf
<b>M111-TV</b>	<b>Legacy Falls Weathered T/V Flats (156 sf)</b>	/sf
<b>M191</b>	<b>Mountain Ridge Full Veneer</b> 100% Split-face. Heights: 2in. - 8in. Lengths: Random up to 24in. Color: Gray, blue & buff tones	/ton
<b>M191-TVC</b>	<b>Mountain Ridge T/V Corners</b>	/lf
<b>M191-TV</b>	<b>Mountain Ridge T/V Flats</b>	/sf
<b>M193</b>	<b>Rockport Blend Full Veneer</b> 90% Mountain Ridge Split- face. 10% Blue River Split- face. Heights: 2in. - 8in. Lengths: Random up to 24in. Color: Light & dark gray, blue & buff tones	/ton
<b>M193-TVC</b>	<b>Rockport Blend T/V Corners</b>	/lf
<b>M193-TV</b>	<b>Rockport Blend T/V Flats</b>	/sf
<b>M419</b>	<b>Silver Mist Full Veneer</b> 100% Split-face. Heights: 4in. - 10in. Lengths: Random. Color: Darker gray with dark blue veins	/ton
<b>M419-TVC</b>	<b>Silver Mist T/V Corners</b>	/lf
<b>M419-TV</b>	<b>Silver Mist T/V Flats</b>	/sf
<b>M192</b>	<b>Silverdale Full Veneer</b> 100% Split-face Heights: 4in. - 12in. Lengths: Random up to 24in. Color: Light buff cream colored	/ton
<b>M192-TVC</b>	<b>Silverdale T/V Corners</b>	/lf
<b>M192-TV</b>	<b>Silverdale T/V Flats</b>	/sf
<b>M150</b>	<b>Timber Creek Full Veneer (Call for Availability)</b> 100% Split-face. Heights: 2in. - 8in. Lengths: Random up to 24in. Color: Buff with some light and dark gray veining	/ton
<b>M150-TVC</b>	<b>Timber Creek T/V Corners</b>	/lf
<b>M150-TV</b>	<b>Timber Creek T/V Flats</b>	/sf
<b>M416</b>	<b>Tuscan Tan Full Veneer (Call for Availability)</b> 100% Split-face. Heights: 4in. - 10in. Lengths: Random. Color: Light gray, cream, with buff veins	/ton
<b>M416-TVC</b>	<b>Tuscan Tan T/V Corners</b>	/lf
<b>M416-TV</b>	<b>Tuscan Tan T/V Flats</b>	/sf
<b>M417</b>	<b>Viking Pointe Full Veneer</b> 100% Split-face. Heights: 4in. - 10in. Lengths: Random. Color: Light to dark gray with blue veins, cream, with buff veins	/ton
<b>M417-TVC</b>	<b>Viking Pointe T/V Corners</b>	/lf
<b>M417-TV</b>	<b>Viking Pointe T/V Flats</b>	/sf



## Semco Stone 2024

Item#		Price
<b>M139</b>	<b>Weston Cream Full Veneer</b>	/ton
	100% Split-face. Heights: 4in. - 12in. ThinCut cannot exceed 10.5in. high. Lengths: Random up to 24in. Color: Light buff cream colored	
<b>M139-TVC</b>	<b>Weston Cream T/V Corners</b>	/lf
<b>M139-TV</b>	<b>Weston Cream T/V Flats</b>	/sf
<b>M140</b>	<b>Weston Shell Full Veneer (Call for Availability)</b>	/ton
	100% Split-face. Heights: 4in. - 12in. Lengths: 10in. - 30in. Color: Shades of buff to tan. Sea shells have been preserved for millions of years in this unique limestone	
<b>M140-TVC</b>	<b>Weston Shell T/V Corners</b>	/lf
<b>M140-TV</b>	<b>Weston Shell T/V Flats</b>	/sf
<b>M146</b>	<b>Willowbrook Blue Castlerock Full Veneer</b>	/ton
	100% Bed-face. Heights: 4in. - 10in. Lengths: Squares & Rectangles Random. Color: Blue/gray, brown with some rust	
<b>M146-TVC</b>	<b>Willowbrook Blue Castlerock T/V Corners</b>	/lf
<b>M146-TV</b>	<b>Willowbrook Blue Castlerock T/V Flats</b>	/sf
<b>M144</b>	<b>Willowbrook Blue Full Veneer</b>	/ton
	50% Bed-face, 50% Split- face. Heights: 3in. - 7in. Lengths: Random. Color: Blue/gray, brown with some rust	
<b>M144-TVC</b>	<b>Willowbrook Blue T/V Corners</b>	/lf
<b>M144-TV</b>	<b>Willowbrook Blue T/V Flats</b>	/sf
<b>M145</b>	<b>Willowbrook Brown Castlerock Full Veneer</b>	/ton
	100% Bed-face. Heights: 4in. - 10in. Thickness: 2in. - 6in. Lengths: Squares & Rectangles Random. Color: Shades of rust, brown, tan, dark brown with some blue	
<b>M145-TVC</b>	<b>Willowbrook Brown Castlerock T/V Corners</b>	/lf
<b>M145-TV</b>	<b>Willowbrook Brown Castlerock T/V Flats</b>	/sf
<b>M143</b>	<b>Willowbrook Brown Full Veneer</b>	/ton
	50% Bed-face, 50% Split- face. Heights: 3in. - 7in. Lengths: Random. Color: Shades of brown, tan, dark brown with some rust & blue	
<b>M143-TVC</b>	<b>Willowbrook Brown T/V Corners</b>	/lf
<b>M143-TV</b>	<b>Willowbrook Brown T/V Flats</b>	/sf
<b>M178</b>	<b>Wolf Ridge Full Veneer</b>	/ton
	50% Bed-face, 50% Split- face. Heights: 3in. - 6in. Lengths: Random up to 24in. Color: Light to dark gray and blues	
<b>M178-TVC</b>	<b>Wolf Ridge T/V Corners</b>	/lf
<b>M178-TV</b>	<b>Wolf Ridge T/V Flats</b>	/sf

## Semco Stone 2024

Item#		Price
<b>M100T</b>	<b>Blue River Tumbled Full Veneer</b> 100% Split-face. Heights: 2 - 8. Lengths: Random up to 24. Color: Gray with some variegation	/ton
<b>M100T-TVC</b>	<b>Blue River Tumbled T/V Corners</b>	/lf
<b>M100T-TV</b>	<b>Blue River Tumbled T/V Flats</b>	/sf
<b>M124T</b>	<b>Brookhaven Tumbled Full Veneer (Call for Availability)</b> 100% Split-face. Heights: 2in. - 8in. Lengths: Random up to 24in. Color: Light to dark blue/gray with some buff variegation	/ton
<b>M124T-TVC</b>	<b>Brookhaven Tumbled T/V Corners</b>	/lf
<b>M124T-TV</b>	<b>Brookhaven Tumbled T/V Flats</b>	/sf
<b>M156T</b>	<b>Chateau Bay Tumbled Full Veneer (Call for Availability)</b> 50% Blue River, 50% Brookhaven. 100% Split-face. Heights: 2in. - 8in. Lengths: Random up to 24in. Blue River Color: Gray. Brookhaven Color: Light to dark blue/gray with some buff variegation	/ton
<b>M156T-TVC</b>	<b>Chateau Bay Tumbled T/V Corners</b>	/lf
<b>M156T-TV</b>	<b>Chateau Bay Tumbled T/V Flats</b>	/sf
<b>M191T</b>	<b>Mountain Ridge Tumbled Full Veneer</b> 100% Split-face. Heights: 2in. - 8in. Lengths: Random up to 24in. Color: Gray, blue & buff tones	/ton
<b>M191T-TVC</b>	<b>Mountain Ridge Tumbled T/V Corners</b>	/lf
<b>M191T-TV</b>	<b>Mountain Ridge Tumbled T/V Flats</b>	/sf
<b>M193T</b>	<b>Rockport Blend Tumbled Full Veneer</b> 90% Mountain Ridge Split- face Tumbled 10% Blue River Split-face Tumbled. Heights: 2in. - 8in. Lengths: Random up to 24in. Color: Light & dark gray, blue & buff tones	/ton
<b>M193T-TVC</b>	<b>Rockport Blend Tumbled T/V Corners</b>	/lf
<b>M193T-TV</b>	<b>Rockport Blend Tumbled T/V Flats</b>	/sf
<b>M419T</b>	<b>Silver Mist Tumbled Full Veneer</b> 100% Split-face. Heights: 4in. 10in. Lengths: Random. Color: Darker gray with dark blue veins	/ton
<b>M419T-TVC</b>	<b>Silver Mist Tumbled T/V Corners</b>	/lf
<b>M419T-TV</b>	<b>Silver Mist Tumbled T/V Flats</b>	/sf
<b>M150T</b>	<b>Timber Creek Tumbled Full Veneer</b> 100% Split-face. Heights: 2in. - 8in. Lengths: Random up to 24in. Color: Buff with some light and dark gray veining	/ton
<b>M150T-TVC</b>	<b>Timber Creek Tumbled T/V Corners</b>	/lf
<b>M150T-TV</b>	<b>Timber Creek Tumbled T/V Flats</b>	/sf
<b>M417T</b>	<b>Viking Pointe Tumbled Full Veneer</b> 100% Split-face. Heights: 4in. - 10in. Lengths: Random. Color: Light to dark gray with blue veins, cream, with buff veins	/ton
<b>M417T-TVC</b>	<b>Viking Pointe Tumbled T/V Corners</b>	/lf
<b>M417T-TV</b>	<b>Viking Pointe Tumbled T/V Flats</b>	/sf
<b>M139T</b>	<b>Weston Cream Tumbled Full Veneer</b> 100% Split-face. Heights: 4in. - 12in. ThinCut cannot exceed 10.5in. high. Lengths: Random up to 24in. Color: Light buff cream colored	/ton
<b>M139T-TVC</b>	<b>Weston Cream Tumbled T/V Corners</b>	/lf
<b>M139T-TV</b>	<b>Weston Cream Tumbled T/V Flats</b>	/sf

# Semco Stone 2024

Item#		Price
M140T	<b>Weston Shell Tumbled Full Veneer (Call for Availability)</b> 100% Split-face. Heights: 4in. - 12in. ThinCut cannot exceed 10.5in. high. Lengths: 10in. - 30in. Color: Shades of buff to tan. Sea shells have been preserved for millions of years in this unique limestone	/ton
M140T-TVC	<b>Weston Shell Tumbled T/V Corners</b>	/lf
M140T-TV	<b>Weston Shell Tumbled T/V Flats</b>	/sf

## Semco Stone 2024

Item#		Price
<b>S100</b>	<b>Blue River Dimensional Full Veneer</b> Split ends & face. Lengths: Random up to 24 Color: Gray with some variegation	/ton
<b>S100-TVC</b>	<b>Blue River Dimensional T/V Corners</b>	/lf
<b>S100-TV</b>	<b>Blue River Dimensional T/V Flats</b>	/sf
<b>S100V</b>	<b>Blue River Dimensional Variegated Full Veneer (While Supplies Last)</b> Split ends & face. Lengths: Random up to 24 Color: Gray with variegation	/ton
<b>S100V-TVC</b>	<b>Blue River Dimensional Variegated T/V Corners</b>	/lf
<b>S100V-TV</b>	<b>Blue River Dimensional Variegated T/V Flats</b>	/sf
<b>S147</b>	<b>Brentwood Dimensional Full Veneer</b> Split ends & face. Lengths: Random up to 24in. Range of chocolate to light brown, buff & gray. Some pieces have a beautiful texture resembling wood rings on a tree	/ton
<b>S124</b>	<b>Brookhaven Dimensional Full Veneer</b> Split ends & face. Heights: Cannot exceed 7 3/4in. Lengths: Random up to 24in. Color: Light to dark blue/gray with some buff variegation	/ton
<b>S124-TVC</b>	<b>Brookhaven Dimensional T/V Corners</b>	/lf
<b>S124-TV</b>	<b>Brookhaven Dimensional T/V Flats</b>	/sf
<b>S156</b>	<b>Chateau Bay Dimensional Full Veneer</b> 50% Blue River, 50% Brookhaven. Split ends & face. Lengths: Random up to 24in. Blue River Color: Gray. Brookhaven Color: Light to dark blue/gray with some buff variegation	/ton
<b>S156-TVC</b>	<b>Chateau Bay Dimensional T/V Corners</b>	/lf
<b>S156-TV</b>	<b>Chateau Bay Dimensional T/V Flats</b>	/sf
<b>S149</b>	<b>Dove Gray Dimensional Full Veneer</b> Sawn top & bottom, split ends & face. Lengths: Random up to 24. Color: Light Gray with some yellow/buff bed-face	/ton
<b>S149-TVC</b>	<b>Dove Gray Dimensional T/V Corners</b>	/lf
<b>S149-TV</b>	<b>Dove Gray Dimensional T/V Flats</b>	/sf
<b>S191</b>	<b>Mountain Ridge Dimensional Full Veneer</b> 100% Split-face. Lengths: Random up to 24in. Color: Gray, blue & buff tones	/ton
<b>S191-TVC</b>	<b>Mountain Ridge Dimensional T/V Corners</b>	/lf
<b>S191-TV</b>	<b>Mountain Ridge Dimensional T/V Flats</b>	/sf
<b>S193</b>	<b>Rockport Blend Dimensional Full Veneer</b> 90% Mountain Ridge Split- face. 10% Blue River Split- face. Lengths: Random up to 24in. Color: Light & dark gray, blue & buff tones	/ton
<b>S193-TVC</b>	<b>Rockport Blend Dimensional T/V Corners</b>	/lf
<b>S193-TV</b>	<b>Rockport Blend Dimensional T/V Flats</b>	/sf
<b>S129</b>	<b>Rustic Cedar Dimensional Full Veneer</b> Split ends & face. Heights: Cannot exceed 7 3/4in. Lengths: Random up to 24in. Color: Light buff cream colored	/ton
<b>S129-TVC</b>	<b>Rustic Cedar Dimensional T/V Corners</b>	/lf
<b>S129-TV</b>	<b>Rustic Cedar Dimensional T/V Flats</b>	/sf

## Semco Stone 2024

Item#		Price
<b>S419</b>	<b>Silver Mist Dimensional Full Veneer</b>	<b>/ton</b>
	100% Split-face. Lengths: Random. Color: Darker gray with dark blue veins	
<b>S419-TVC</b>	<b>Silver Mist Dimensional T/V Corners</b>	<b>/lf</b>
<b>S419-TV</b>	<b>Silver Mist Dimensional T/V Flats</b>	<b>/sf</b>
<b>S417</b>	<b>Viking Pointe Dimensional Full Veneer</b>	<b>/ton</b>
	100% Split-face. Lengths: Random. Color: Light to dark gray with blue veins, cream, with buff veins	
<b>S417-TVC</b>	<b>Viking Pointe Dimensional T/V Corners</b>	<b>/lf</b>
<b>S417-TV</b>	<b>Viking Pointe Dimensional T/V Flats</b>	<b>/sf</b>
<b>S139</b>	<b>Weston Cream Dimensional Full Veneer</b>	<b>/ton</b>
	Split ends & face. Lengths: Random up to 24in. Color: Light buff cream colored	
<b>S139-TVC</b>	<b>Weston Cream Dimensional T/V Corners</b>	<b>/lf</b>
<b>S139-TV</b>	<b>Weston Cream Dimensional T/V Flats</b>	<b>/sf</b>
<b>S128</b>	<b>Wideman Gray Dimensional Full Veneer</b>	<b>/ton</b>
	Split ends & face. Heights: Cannot exceed 7 3/4in. Lengths: Random up to 24in. Color: Light to dark gray	
<b>S128-TVC</b>	<b>Wideman Gray Dimensional T/V Corners</b>	<b>/lf</b>
<b>S128-TV</b>	<b>Wideman Gray Dimensional T/V Flats</b>	<b>/sf</b>

## Semco Stone 2024

Item#		Price
<b>S100T</b>	<b>Blue River Tumbled Dimensional Full Veneer</b>	/ton
	Lengths: Random up to 24 Color: Gray with some variegation	
<b>S100T-TVC</b>	<b>Blue River Tumbled Dimensional T/V Corners</b>	/lf
<b>S100T-TV</b>	<b>Blue River Tumbled Dimensional T/V Flats</b>	/sf
<b>S124T</b>	<b>Brookhaven Tumbled Dimensional Full Veneer (Call for Availability)</b>	/ton
	Heights: Cannot exceed 7 3/4in. Lengths: Random up to 24in. Color: Light to dark blue/gray with some buff variegation	
<b>S124T-TVC</b>	<b>Brookhaven Tumbled Dimensional T/V Corners</b>	/lf
<b>S124T-TV</b>	<b>Brookhaven Tumbled Dimensional T/V Flats</b>	/sf
<b>S156T</b>	<b>Chateau Bay Tumbled Dimensional Full Veneer</b>	/ton
	50% Blue River, 50% Brookhaven Split ends & face. Lengths: Random up to 24in. Blue River Color: Gray may have some buff variegation. Brookhaven Color: Light to dark blue/gray with some buff variegation	
<b>S156T-TVC</b>	<b>Chateau Bay Tumbled Dimensional T/V Corners</b>	/lf
<b>S156T-TV</b>	<b>Chateau Bay Tumbled Dimensional T/V Flats</b>	/sf
<b>S149T</b>	<b>Dove Gray Tumbled Dimensional Full Veneer</b>	/ton
	Sawn top & bottom, split ends & face. Lengths: Random up to 24. Color: Light Gray with some yellow/buff bed-face	
<b>S149T-TVC</b>	<b>Dove Gray Tumbled Dimensional T/V Corners</b>	/lf
<b>S149T-TV</b>	<b>Dove Gray Tumbled Dimensional T/V Flats</b>	/sf
<b>S191T</b>	<b>Mountain Ridge Tumbled Dimensional Full Veneer</b>	/ton
	100% Split-face. Lengths: Random up to 24in. Color: Gray, blue & buff tones	
<b>S191T-TVC</b>	<b>Mountain Ridge Tumbled Dimensional T/V Corners</b>	/lf
<b>S191T-TV</b>	<b>Mountain Ridge Tumbled Dimensional T/V Flats</b>	/sf
<b>S193T</b>	<b>Rockport Blend Tumbled Dimensional</b>	/ton
	90% Mountain Ridge Split- face. 10% Blue River Split-face. Lengths: Random up to 24in. Color: Light & dark gray, blue & buff tones	
<b>S193T-TVC</b>	<b>Rockport Blend Tumbled Dimensional T/V Corners</b>	/lf
<b>S193T-TV</b>	<b>Rockport Blend Tumbled Dimensional T/V Flats</b>	/sf
<b>S129T</b>	<b>Rustic Cedar Tumbled Dimensional Full Veneer</b>	/ton
	Split ends & face. Heights: Cannot exceed 7 3/4in. Lengths: Random up to 24in. Color: Light buff cream colored	
<b>S129T-TVC</b>	<b>Rustic Cedar Tumbled Dimensional T/V Corners</b>	/lf
<b>S129T-TV</b>	<b>Rustic Cedar Tumbled Dimensional T/V Flats</b>	/sf
<b>S419T</b>	<b>Silver Mist Tumbled Dimensional Full Veneer</b>	/ton
	100% Split-face. Lengths: Random. Color: Darker gray with dark blue veins	
<b>S419T-TVC</b>	<b>Silver Mist Dimensional Tumbled T/V Corners</b>	/lf
<b>S419T-TV</b>	<b>Silver Mist Dimensional Tumbled T/V Flats</b>	/sf
<b>S417T</b>	<b>Viking Pointe Tumbled Dimensional Full Veneer</b>	/ton
	100% Split-face. Lengths: Random. Color: Light to dark gray with blue veins, cream, with buff veins	
<b>S417T-TVC</b>	<b>Viking Pointe Tumbled Dimensional T/V Corners</b>	/lf
<b>S417T-TV</b>	<b>Viking Pointe Tumbled Dimensional T/V Flats</b>	/sf



## Semco Stone 2024

Item#		Price
<b>S139T</b>	<b>Weston Cream Tumbled Dimensional Full Veneer</b>	<b>/ton</b>
	Lengths: Random up to 24in. Color: Light buff cream colored	
<b>S139T-TVC</b>	<b>Weston Cream Tumbled Dimensional T/V Corners</b>	<b>/lf</b>
<b>S139T-TV</b>	<b>Weston Cream Tumbled Dimensional T/V Flats</b>	<b>/sf</b>
<b>S128T</b>	<b>Wideman Gray Tumbled Dimensional Full Veneer</b>	<b>/ton</b>
	Split ends & face. Heights: Cannot exceed 7 3/4in. Lengths: Random up to 24in. Color: Light to dark gray	
<b>S128T-TVC</b>	<b>Wideman Gray Tumbled Dimensional T/V Corners</b>	<b>/lf</b>
<b>S128T-TV</b>	<b>Wideman Gray Tumbled Dimensional T/V Flats</b>	<b>/sf</b>

## Semco Stone 2024

Item#		Price
<b>M171</b>	<b>Canadian Ledge Full Veneer</b>	/ton
	Mix of Bed-face & Split-face. Heights: 3in. - 5in. Lengths: Random. Color: White to light tan to brown with some rust	
<b>M171-TVC</b>	<b>Canadian Ledge T/V Corners</b>	/lf
<b>M171-TV</b>	<b>Canadian Ledge T/V Flats</b>	/sf
<b>S196-TV</b>	<b>Hawkeye Sawm Ledge ThinCut</b>	
	100% Bed-face. Natural back. Heights: 2in., 3in., 4in. Lengths: Random up to 24in. Color: Light to dark buffs & browns	
<b>S196-TVC</b>	<b>Hawkeye Sawm Ledge T/V Corners</b>	/lf
<b>S196-TV</b>	<b>Hawkeye Sawm Ledge T/V Flats</b>	/sf
<b>S197-TV</b>	<b>Iron Mountain Sawm Ledge ThinCut</b>	
	100% Bed-face. Natural back. Heights: 2in., 3in., 4in. Lengths: Random up to 24in. Color: Light to dark blues & browns	
<b>S197-TVC</b>	<b>Iron Mountain Sawm Ledge T/V Corners</b>	/lf
<b>S197-TV</b>	<b>Iron Mountain Sawm Ledge T/V Flats</b>	/sf
<b>S198-TV</b>	<b>Platinum Sawm Ledge ThinCut</b>	
	100% Bed-face. Heights: 2in., 3in., 4in. Lengths: Random up to 24in. Color: Light to dark grays & blues	
<b>S198-TVC</b>	<b>Platinum Sawm Ledge T/V Corners</b>	/lf
<b>S198-TV</b>	<b>Platinum Sawm Ledge T/V Flats</b>	/sf
<b>S198S-TV</b>	<b>Platinum Sawm Ledge ThinCut Sawm Back</b>	
	100% Bed-face. Heights: 2in., 3in., 4in. Lengths: Random up to 24in. Color: Light to dark grays & blues	
<b>S198S-TVC</b>	<b>Platinum Sawm Ledge T/V Corners Sawm Back</b>	/lf
<b>S198S-TV</b>	<b>Platinum Sawm Ledge T/V Flats Sawm Back</b>	/sf
<b>M163</b>	<b>Yukon Ledge Full Veneer</b>	/ton
	Heights: 1in. - 4in. Random Lengths: 5in. - 20in. Random Color: Deep rust to dark brown seamface	
<b>M163-TVC</b>	<b>Yukon Ledge T/V Corners</b>	/lf
<b>M163-TV</b>	<b>Yukon Ledge T/V Flats</b>	/sf

## Webwall

<b>265</b>	<b>Cheyenne Webwall Full Veneer</b>	/ton
	Irregular Bed-face. 12in.x12in. up to 18in.x24in. diameters; Apx. 3in. - 5in. thick. Color: Rust, shades of brown & tan, speckled with dark brown	
<b>265WEB-TVC</b>	<b>Cheyenne Webwall T/V Corners</b>	/lf
<b>265WEB-TV</b>	<b>Cheyenne Webwall T/V Flats</b>	/sf
<b>M114</b>	<b>Legacy Falls Webwall Full Veneer (Call for Availability)</b>	/ton
	Irregular pieces, Random Heights and Lengths. Colors: Earthtones with some moss & lichens	
<b>M114-TVC</b>	<b>Legacy Falls Webwall T/V Corners (102 lf)</b>	/lf
<b>M114-TV</b>	<b>Legacy Falls Webwall T/V Flats (156 sf)</b>	/sf

## Semco Stone 2024

Item#		Price
S-100SLAB2.25F	<b>Blue River Slab - Finished</b> Dense blue-gray limestone. Great for countertops, outdoor kitchens, hearths, caps, sandblasted signs & more. Sizes: 2.25in. (6 cm) thickness x up to 30in. widths x 6ft. lengths. Finishes: Polished, Honed, Antique Brush, Bushhammer, Thermal. Edge Treatments: Machine Cut, Rock Face, Full Bullnose, Half Bullnose, Bevel, Ogee	/sf
S-100SLAB2.25	<b>Blue River Slab - Unfinished</b> Dense blue-gray limestone. Sizes: 2.25in. (6 cm) thickness x up to 30in. widths x 6ft. lengths. Finishes: Sawn 2 sides. Raw Slab	/sf
S-147SLAB1	<b>Brentwood Slab 1.25in. (serialized) - Unfinished</b> Quartzite sandstone with the elegant look of detailed woodgrain. Great for countertops, outdoor kitchens, hearths, caps, sandblasted signs and more. Raw Slab	/sf
S-147SLAB2	<b>Brentwood Slab 2in. (serialized) - Unfinished</b> Quartzite sandstone with the elegant look of detailed woodgrain. Great for countertops, outdoor kitchens, hearths, caps, sandblasted signs and more. Raw Slab	/sf
S-148SLAB2	<b>Sooner Wheat Slab 2in.</b> Light buff in color with varying slabs having some darker veining/movement. Size Range: Apx. 4ft. x 8ft. x 2in. thick	/sf

## Natural Stone Sills

Item#		Price
S-415SIL3	<b>Black Hills Sill 3in. x 24in. (192/ea plt)</b>	/ea
S-415SIL6	<b>Black Hills Sill 6in. x 24in. (96/ea plt)</b> Sawn back, machine cut three sides. 2.25in. high x 3in. or 6in. deep x 24in. long. Colors: Tan, pink, rust & black *Finishes: Natural top & bottom only	/ea
S-100SIL3	<b>Blue River Sill 3in. x 24in. (192/ea plt)</b>	/ea
S-100SIL6	<b>Blue River Sill 6in. x 24in. (96/ea plt)</b> 2.25in. high x 3in. or 6in. deep x 24in. long Colors: Gray *Finishes: Antique Brush, Bushhammer, Honed, Polished, Thermal	/ea
S-419SIL3	<b>Blue Sandstone Sill 3in. x 24in. (192/ea plt)</b>	/ea
S-419SIL6	<b>Blue Sandstone Sill 6in. x 24in. (96/ea plt)</b> Split edges. 2.25in. high x 3in. or 6in. deep x 24in. long Colors: Gray to dark blue. *Finishes: Natural top & bottom only	/ea
S-147SIL3	<b>Brentwood Sill 3in. x 24in. (192/ea plt)</b>	/ea
S-147SIL6	<b>Brentwood Sill 6in. x 24in. (96/ea plt)</b> 2.25in. high x 3in. or 6in. deep x 24in. long. Colors: Range of chocolate to light brown & buff. Beautiful texture resembling wood rings on a tree. *Finishes: Antique Brush, Bushhammer, Honed, Polished	/ea
S-124SIL3	<b>Brookhaven Sill 3in. x 24in. (192/ea plt)</b>	/ea
S-124SIL6	<b>Brookhaven Sill 6in. x 24in. (96/ea plt)</b> 2.25in. high x 6in. deep x 24in. long Colors: Light to dark blue/gray with some buff variegation. *Finishes: Antique Brush, Bushhammer, Honed, Polished	/ea

## Semco Stone 2024

Item#		Price
S-149SIL3	<b>Dove Gray Sill 3in. x 24in. (192/ea plt)</b>	/ea
S-149SIL6	<b>Dove Gray Sill 6in. x 24in. (96/ea plt)</b> 2.25in. high x 3in. or 6in. deep x 24in. long. Colors: Light gray. Sawn top/bottom and back with three machine cut sides. *Finishes: Honed, Polished, Antique Brush, Bushhammer, Thermal	/ea
1802G-701RD	<b>Indiana Limestone Gray Sill 3in. x 48in. (4lf per pc. 60/ea plt)</b>	/lf
1802G-110RD	<b>Indiana Limestone Gray Sill 5.5in. x 48in. (4lf per pc. 36/ea plt)</b> 2.25in. high x 3in. or 5.5in. deep x 48in. long. Honed top, Sawn ends, bottom & back. Face is Rock Face with a Drip Edge. Colors: Gray *Finishes: Antique Brush, Bushhammer, Polished	/lf
S-191SIL3	<b>Mountain Ridge Sill 3in. x 24in. (192/ea plt)</b>	/ea
S-191SIL6	<b>Mountain Ridge Sill 6in. x 24in. (96/ea plt)</b> 2.25in. high x 3in. or 6in. deep x 24in. long. Colors: Gray, blue & buff tones. *Finishes: Antique Brush, Bushhammer, Honed, Polished, Thermal	/ea

## Natural Stone Caps

**Natural Stone Caps** available in Blue River, Brentwood, Brookhaven, Cedar Ridge, Dove Gray, Indiana Limestone, Mountain Ridge, Weston Cream, Sooner Wheat.

Contact your Semco Stone Sales Rep for more information.

## MAC Metal Architectural - *Style* without compromise!

With its European influences, Harrywood Plus with its fine, clean lines will give your property its own unique signature. It will blend in perfectly with both contemporary and classic designs. Combining style, strength, and durability, it will inevitably enhance the look of your project by adding an unparalleled elegance.

Item#		Price
SHWPG26	<b>Harrywood Plus - Panels (72.75 SF Per Box)</b> Stock colors: Ash Grey-305, Black Walnut-303, Cedar-302, Cork-313, Scandinavian Fir-306, Smoked Birch-304, Teak-312, Torrified-301, White Oak-310	/sf
M53CD	<b>Harrywood Plus - Double Drip Flashing</b> Stock colors: Ash Grey-305, Black Walnut-303, Cedar-302, Cork-313, Scandinavian Fir-306, Smoked Birch-304, Teak-312, Torrified-301, White Oak-310	/ea
M22C.10	<b>Harrywood Plus - Inside Corner</b> Stock colors: Ash Grey-305, Black Walnut-303, Cedar-302, Cork-313, Scandinavian Fir-306, Smoked Birch-304, Teak-312, Torrified-301, White Oak-310	/ea
M01C.10	<b>Harrywood Plus - J Trim</b> Stock colors: Ash Grey-305, Black Walnut-303, Cedar-302, Cork-313, Scandinavian Fir-306, Smoked Birch-304, Teak-312, Torrified-301, White Oak-310	/ea
M20C.10	<b>Harrywood Plus - Outside Corner</b> Stock colors: Ash Grey-305, Black Walnut-303, Cedar-302, Cork-313, Scandinavian Fir-306, Smoked Birch-304, Teak-312, Torrified-301, White Oak-310	/ea
FR16G26.100	<b>Harrywood Plus - Roll 16 x 100</b> Stock colors: Ash Grey-305, Black Walnut-303, Cedar-302, Cork-313, Scandinavian Fir-306, Smoked Birch-304, Teak-312, Torrified-301, White Oak-310	/ea
M10SHWP.10	<b>Harrywood Plus - Starter Strip</b> Stock colors: Ash Grey-305, Black Walnut-303, Cedar-302, Cork-313, Scandinavian Fir-306, Smoked Birch-304, Teak-312, Torrified-301, White Oak-310	/ea
A01HWP	<b>Harrywood Cutter</b>	/ea

### 8 REASONS to choose MAC

- \*Highly resistant paint
- \*40-year warranty
- \*A plus for your property
- \*An environmentally friendly product
- \*Maintenance free
- \*Increased resistance to rust
- \*Superior product
- \*Perfect finish

**Effective March 15<sup>th</sup> 2023, our policy for “Orders Ready, Over 30 Days”**

- **After an order becomes ready for pickup or delivery, the customer will have 30days to accept delivery of material or get it scheduled for delivery.**
  - This applies to orders that we are to ship, as well as orders that the customer intends to handle the freight on.
  - If we are scheduling it, and are being delayed in acquiring a carrier, the customer will not be held responsible. – As long as they are agreeing to a reasonable market rate that we provide.
- **Once an order has hit the 30day threshold and is still sitting, the following will apply:**
  - Customer pays a 50% deposit to hold the order.
  - Without a deposit, the order **will be cancelled** out of the system and the material will be available for the next in line.
  - If a customer still wants the material on order after cancellation, a new order would be needed and current ETA's applied.
- **Order status will be tracked in line with the ETA's posted on the orders.**
  - *For example* : If an order is given an ETA to be complete on May 1<sup>st</sup>, but is ready early on April 10<sup>th</sup>, the 30day tracking doesn't start until May 1<sup>st</sup>.
  - If ready past the ETA, timing starts when ready to be picked up/shipped.
- **For any order that a customer would cancel *after* we have received the 50% deposit, that 50% will be handled as follows:**
  - We will refund 25% (*1/2 of their deposit amount* )
  - The remaining deposit, 25% of the order, will be the restocking fee as per our standard practice.



# GLOSSARY

These terms are defined as used by Semco Stone, however in most cases the definitions are generally accepted terminology used within the building stone industry.

## STONE CUTS

- **Full Veneer** - Natural building stone with an average depth of 4".
- **ThinCut™ Veneer** - Natural building stone that is mechanically sawn to a depth of approximately 1" thick and is about 1/4 of the weight of full veneer.
- **Random Height** - Generally, stone with heights created by the random natural horizontal layering in the quarry known as bed-face. The stone is snapped by a hydraulic splitter to an approx. 3" - 5" depth. Random Height stone can also be created by snapping the stone to specific heights with a hydraulic splitter leaving a rough texture on all sides of the stone.
- **Tumbled Random Height** - Generally, stone with heights created by the random natural horizontal layering in the quarry known as bed-face. The stone is snapped by a hydraulic splitter to an approx. 3" - 5" depth. Tumbled Random Height stone can also be created by snapping the stone to specific heights with a hydraulic splitter leaving a rough texture on all sides of the stone. Tumbled Random Height stone is then mechanically tumbled to break off the sharp edges and create a smoother appearance.
- **Dimensional** - Created by sawing the stone to specific heights, typically 2 1/4", 5" & 7 3/4". 10 1/2" is available in most stones at an additional charge, this size is considered a jumper. The stone will fit together in a dimensional pattern.
- **Tumbled Dimensional** - Created by sawing the stone to specific heights, typically 2 1/4", 5" & 7 3/4". 10 1/2" is available in most stones at an additional charge, this size is considered a jumper. Tumbled Dimensional is then mechanically tumbled to break off the sharp edges and create a smoother appearance. The stones will fit together in a dimensional pattern.
- **Webwall** - A pattern of different random shapes and sizes of stones that fit together as orderly as the mason or home owner desires. Typically created from natural wall stones or flagstones.
- **Tumbled Webwall** - A pattern of different random shapes and sizes of stones that fit together as orderly as the mason or home owner desires. Typically created from natural wall stones or flagstones. Tumbled Webwall is then mechanically tumbled to break off the sharp edges and create a smoother appearance.

## STONE FINISHES

- **Antique Brush Finish** - Also known as Leather-look finish. In stone, a smoothed textured surface, just short of polished, imparted by a mechanical rubbing process.
- **Bullnose** - A convex, semicircular molding used on edges of such masonry units as stair treads, window sills, caps & coping. Can be 1/2 or full bullnose, meaning both top & bottom edges are finished.
- **Bushhammer Finish** - A stone surface used decoratively or to provide a roughened traction surface.
- **Honed Finish** - In stone, a very smooth surface, just short of polished, imparted by a mechanical rubbing process.
- **Natural Finish** - In stone, the natural texture of the material, untouched by mechanical processes.
- **Ogee Edge** - A stone profile with a reverse curved edge: concave above, convex below.
- **Polished Finish** - The finest & smoothest finish available in stone characterized by a gloss or reflective property. Generally only possible on hard, dense materials.
- **Rock-face** - Also known as pitched stone, rough-faced stone that has had each edge of the exposed face pitched or hand chiseled. It is cut at a very low bevel, nearly in the plane of the face, in a straight line to form a defined ridge at each mortar
- **Sawed Finish** - Also called sawed-face. Any stone surface left by a sawing process.
- **Thermal Finish** - In stone, a finish created by mechanically heating the surface of a stone to create a unique texture.

## STONE FACES

- **Bed-face** - The natural horizontal layers found in rock formations. Can produce a variety of colors depending on the mineral deposits within the formation.
- **Face** - 1) The exposed surface of a wall or masonry unit. 2) The surface of a unit designed to be exposed in the finished masonry.

# GLOSSARY

- **Sawed-face** - Also known as sawed finish. Any stone surface left by a sawing process.
- **Split-face** - Also known as snapped or split. A rough masonry face formed by splitting or breaking slabs by hand or by hydraulic splitter. The break should be at right angles to the top & bottom surface.
- **Weathered Edge** - The effect caused by Mother Nature's wear & aging on the exposed surfaces of natural stone leaving a deeply stratified texture.

## STONE ACCENTS

- **Cap** - Stone units laid on top of a finished wall or column.
- **Coping** - The stone units or other material forming a cap or finish on top of a wall, pier, pilaster or chimney for example. It protects masonry below from penetration of water from above.
- **Hearthstone** - Originally the large single stone or stones used for the floor of a fireplace; now most commonly used to describe the stone in front of the fire chamber & in many cases extending on either or both sides of the front of the fire chamber.
- **Jumper** - A piece of stone typically of taller height than adjacent stones, used to end a horizontal mortar joint at the point where it is set.
- **Keystone** - Wedge-shaped stone typically seen at the center of an arch or vault.
- **Quoin** - A projecting right angle masonry corner, usually ornamental. Quoins are usually laid so their faces are alternately large and small.
- **Sill** - Also known as Water Table. A flat or slightly beveled stone set horizontally-at the base of an opening in a wall, for example a window or door.
- **Treads** - A flat stone used as the top walking surface on a step.
- **Trimstone** - In building stone, the stone used as decorative members on a structure built or faced largely with other masonry material. Typically used on archways and around openings such as windows & doors.

## OTHER TERMS

- **Breaking Joints** - Any arrangement of masonry units that prevents continuous vertical joints from occurring in adjacent courses.
- **Building Stone** - Any stone that may be used in building construction.
- **Castlerock** - Commonly refers to random height stones that are snapped in square & rectangular shapes. Frequently, but not always bed-face material.
- **Course** - One of the continuous horizontal layers of units, bonded with mortar in masonry.
- **Drystack** - Natural stone laid in a fashion where the mortar is applied only to the back of the stone.
- **Joint** - The surface at which two members join or butt. If they are held together by mortar, the mortar-filled aperture is the joint.
- **Limestone** - Rock of sedimentary origin composed principally of calcite or dolomite or both.
- **Masonry** - That form of construction composed of stone, brick, concrete, gypsum, hollow clay tile, concrete block or tile or other similar building units or materials or combination of these materials laid up unit by unit.
- **Mortar** - A mixture of cement or lime or a combination of both with sand and water, used as a bonding agent between bricks, stones, etc.
- **Quarry** - An open excavation at the earth's surface for the purpose of extracting usable stone.
- **Slab** - A broad, flat piece of stone cut or split from a block after quarrying.
- **Veneer** - Non-structural facing of brick, concrete, stone, tile or other similar material attached to a backing for the purpose of ornamentation, protection or insulation.

Semco Stone is the owner of the exclusive rights to the designs, concepts, drawings and material displayed in this publication and set forth herein including rights of reproduction, making derivative copies, distribution, public performance and public display. Any reproduction, duplication, publication, use or modification is strictly prohibited without the express written consent of Semco Stone.

© 2024 Semco Stone

*We Appreciate your Business!*

GENUINE STONE 



## OUR LOCATIONS

### »» CORPORATE OFFICE

(800) 814-1072  
50 Robinson Industrial Dr.  
Perryville, MO 63775  
info@semcostone.com

### »» CINCINNATI, OHIO

(513) 725-0070  
11864 Chesterdale Road  
Cincinnati, OH 45246  
infoOH@semcostone.com

### »» COLUMBUS, OHIO

(614) 861-4668  
6015 Taylor Road  
Columbus, OH 43230  
infoOH@semcostone.com

### »» KANSAS CITY, MO

(816) 318-1203  
2515 Semco Drive  
Belton, MO 64012  
infoKC@semcostone.com

### »» WHY SEMCO STONE?

For over 25 years, Semco Stone has been setting the standards for quality in natural building stone veneer and landscape stone. Located in Missouri, near the Mississippi River, Semco Stone resides in the heart of Limestone Country. Our product offerings include – natural building stone veneer, landscape stone, a variety of retaining wall stone, natural and man-made paving materials, slabs, and so much more! We have provided the elegant beauty of Mother Nature's time-tested products to contractors, developers, wholesalers, distributors, nurseries, landscapers, garden centers, and retail outlets across the country since 1988.



### »» WE QUARRY.

Our local quarries, Cedar Ridge and Blue River, provide a bountiful harvest of six distinctively different limestones. And our Brentwood Quarry boasts one of the most beautiful sandstones you will ever see.



### »» WE FABRICATE.

Semco Stone has a state-of-the-art fabrication facility, tumbling and bagging operations. We are continuously striving to exceed industry standards through advancements in technology to better serve our customers.



### »» WE STOCK.

As the largest distributor of natural stone in the Midwest, Semco Stone's Perryville, Missouri, yard occupies over 60 acres with an abundant inventory of both landscape and building stone.



### »» WE DELIVER.

Whether dispatching our own fleet of equipment regionally, or utilizing our vast partnerships in the transportation industry nationally. We have all logistics needs covered.

### LOOKING FOR MORE INSPIRATION?

Whether you're at home or on the go, you can gain inspiration for your building stone or natural stone project by visiting us online. You will find installation photos, product specifications, catalogs to download, new products and so much more.

Scan this QR code with your phone or tablet and check out our website.

